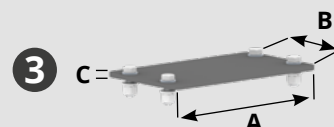


# TORNADO 350

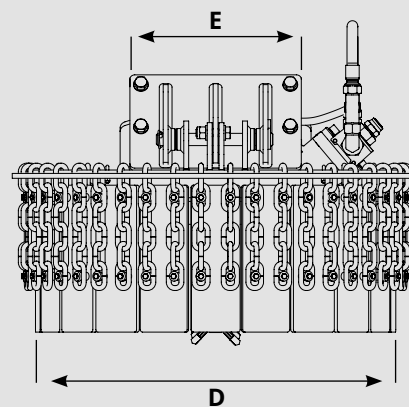
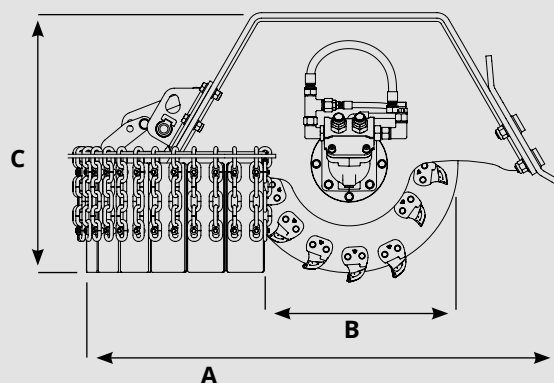
Tons 1.5 - 4.5



FRESACEPPI ESCAVATORE / STUMP GRINDER EXCAVATOR



Model	TORNADO 350	TORNADO 350
A (mm)	930	930
B (Ømm)	350	350
C (mm)	494	494
D (mm)	710	710
E (mm)	350	350
Motore / Engine (CC)	12	18
Portata Olio Hydraulic Fluid Flow Rate (L/Min)	16	24
Peso senza attacco / Without coupling weight Kg	140	140
Numero denti / Teeth number	16	16
Pressione / Pressure Bar	200-250	200-250
Contro press. Max / Backpress. Max Bar	15	15



Model	A mm	B mm	C mm	Kg.	€
<b>1</b> ADAPTER FOR QUICK COUPLING	/	/	/	/	/
<b>2</b> FIXED COUPLING TO THE MACHINE	/	/	/	/	/
<b>3</b> BOLTED PLATE TO MACHINE COUPLING	350	280	10	13	/