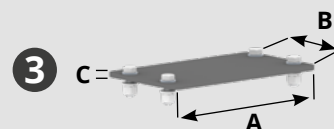


TORNADO 450

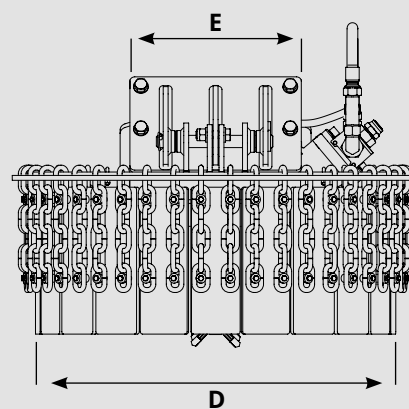
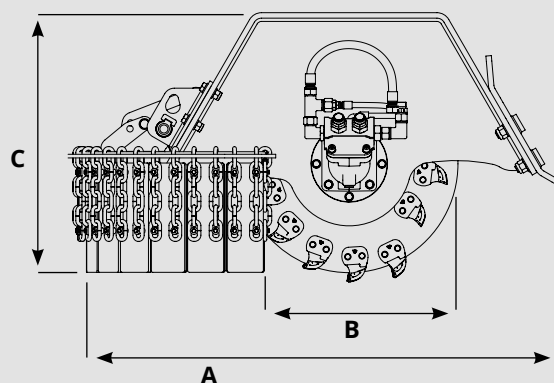
Tons 4.5 - 9.0



FRESACEPPI ESCAVATORE / STUMP GRINDER EXCAVATOR



Model	TORNADO 450	TORNADO 450	TORNADO 450
A (mm)	1150	1150	1150
B (Ømm)	450	450	450
C (mm)	572	572	572
D (mm)	720	720	720
E (mm)	350	350	350
Motore / Engine (CC)	25	28	32
Portata Olio Hydraulic Fluid Flow Rate (L/Min)	32	36	42
Peso senza attacco / Without coupling weight Kg	226	226	226
Numero denti / Teeth number	20	20	20
Pressione / Pressure Bar	200-250	200-250	200-250
Contro press. Max / Backpress. Max Bar	15	15	15



Model	A mm	B mm	C mm	Kg.	€
1 ADAPTER FOR QUICK COUPLING	/	/	/	/	/
2 FIXED COUPLING TO THE MACHINE	/	/	/	/	/
3 BOLTED PLATE TO MACHINE COUPLING	380	350	12	17	